

LOS GATOS HIGH SCHOOL

LOS GATOS-SARATOGA UNION HIGH SCHOOL DISTRICT

SCHOOL PROFILE 2017-18

ADMINISTRATION

Kristina Grasty, *Principal*
 Alex Chapman, *Assistant Principal*
 Amy Drolette, *Assistant Principal*
 Adam Minyard, *Assistant Principal*
 Protocol: fristinitiallastname@lgsuhd.org

COUNSELORS

Farah Manganello [A-C] fmanganello@lgsuhd.org
 Louis Rich [D-F] lrich@lgsuhd.org
 Laressa Mead [G-K] lmead@lgsuhd.org
 John Benz [L-O] jbenez@lgsuhd.org
 Tamera Parks [P-Ste] tparks@lgsuhd.org
 Kassandra Cochran [Sti-Z] kcochran@lgsuhd.org

ADDRESS & CONTACT INFORMATION

20 High School Court
 Los Gatos, California 95030
 Phone: 408.354.2730
 FAX: 408.354.3742
 Web Address: www.lghs.net

THE SCHOOL

Los Gatos High School is a comprehensive public high school on the southern tip of Silicon Valley. The current enrollment is approximately 2,040 students. The LGHS strategic focus goals include three major areas: relevant and engaging learning experiences; student wellness, balance and belonging; and creating a culture of collaboration and innovation. LGHS reflects the traditions, values and philosophies of its community and is proud of its robust course pathways, including honors and Advanced Placement as well as project-based, STEM-related classes such as Advanced Science Research, engineering, robotics, and "New Tech" courses. Students participate in over 70 academic, athletic and community service clubs and organizations that annually raise over \$100,000 for charities and non-profit organizations. Los Gatos High School was recognized as a California Distinguished School in 2013 and is accredited by the Western Association of Schools and Colleges (WASC).

THE CURRICULUM:

ACADEMIC PROGRAM

Los Gatos High School offers academically challenging courses. Five units are awarded for each semester class. Classes meet for 90-minute periods on alternating block days. Students may take up to six classes with a seventh period available for athletics and limited course options. Grades and units are assigned in January and June. During each 18-week semester, students may take a maximum of 35 units.

GRADUATION REQUIREMENTS

SUBJECT AREA	# UNITS
ENGLISH	40
SOCIAL STUDIES	30
MATHEMATICS (INCLUDING ALGEBRA)	20
PHYSICAL EDUCATION	20
SCIENCE	20
VISUAL/PERFORMING ARTS OR WORLD LANGUAGE	10
APPLIED ARTS	5
ELECTIVES (ADDT'L CREDITS)	75
TOTAL REQUIRED UNITS:	220

GRADING

Academic weighted, four-point system, grade point average:

A = 4 B = 3 C = 2 D = 1 F = 0

- Includes all courses in grades 9-12, except PE/Sports and Teacher/Office Assistant (TA/OA)
- One extra point is given for each 9th-12th grade Honors/Advanced Placement course with a C- or higher grade.

RANKING

Los Gatos High School does not rank students.

HONORS & ADVANCED PLACEMENT COURSES

ENGLISH

English 9 [H]
 English 10 [H]
 English Language & Composition [AP]
 English Literature & Composition [AP]

SOCIAL STUDIES

European History [AP]
 US History [AP]
 US Government/Politics [AP]
 Economics [H]
 Psychology [AP]

MATHEMATICS

Trigonometry/Pre-Calculus [H]
 Calculus AB [AP]
 Calculus BC [AP]
 Statistics [AP]

SCIENCE

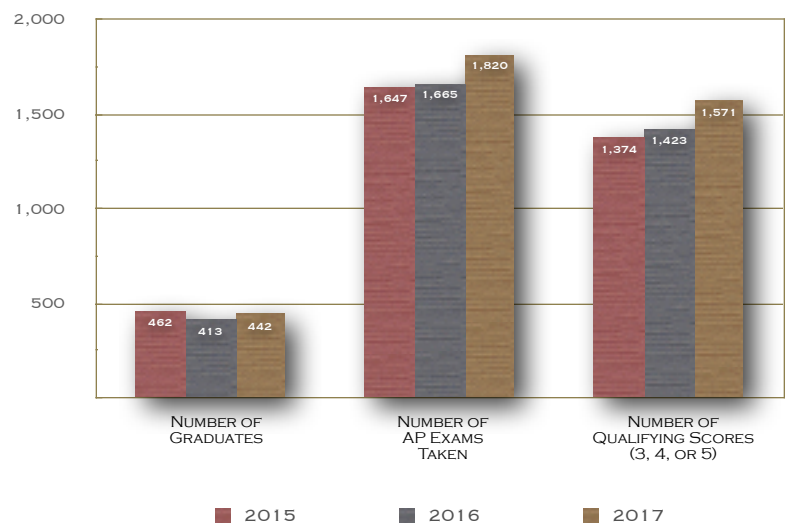
Biology [H]
 Biology [AP]
 Chemistry [AP]
 Environmental Science [AP]
 Physics C: Mechanics [AP]

WORLD LANGUAGE

French 4 [H]
 French Language [AP]
 Japanese 3 [H]
 Japanese Language [AP]
 Spanish 4 [H]
 Spanish Language [AP]

ELECTIVES

Computer Science [AP]
 Art 4 [H]
 Music Theory [AP]
 Orchestra [H]
 Chamber Singers [H]
 Wind Ensemble [H]



2015

2016

2017

COLLEGE CHOICE

By Year of Graduation

	2015	2016	2017
2-YEAR COLLEGES	19%	23%	22%
4-YEAR COLLEGES	75%	70%	65%
TOTAL COLLEGE	94%	93%	87%

SAT REASONING DATA

Number Tested/Mean Score

	2015	2016	2017
CRITICAL READING	393/ 595	343/ 578	348/ 578
MATH	393/ 608	343/ 604	348/ 604

SAT SUBJECT DATA

Number Tested/Mean Score

EXAM SUBJECT	2015	2016	2017
LITERATURE	65/ 653	64/ 640	74/ 618
U.S. HISTORY	59/ 657	59/ 667	92/ 670
MATH LEVEL II	139/ 691	138/ 690	199/ 697
CHEMISTRY	16/ 668	7/ 667	22/ 698
PHYSICS	54/ 667	46/ 692	62/ 694
BIOLOGY E	27/ 664	16/ 679	17/ 655
BIOLOGY M	43/ 697	46/ 680	63/ 692
FRENCH	6/ 622	7/ 547	3/ 683
SPANISH	7/ 610	7/ 549	10/ 545

ACT DATA

Number Tested/Mean Score

EXAM SUBJECT	2015	2016	2017
ENGLISH	260/ 27.4	260/ 27.2	247/ 27.8
MATH	260/ 27.4	260/ 27.4	247/ 27.8
READING	260/ 27.6	260/ 27.2	247/ 27.6
SCIENCE	260/ 27	260/ 26.8	247/ 26.8
COMPOSITE	260/ 27.5	260/ 27.3	247/ 27.6

COLLEGE & UNIVERSITY ATTENDANCE

Class of 2017 * 442 Students

UNIVERSITY OF CALIFORNIA (68)

Berkeley (15)
Davis (3)
Irvine (6)
Los Angeles (7)
Riverside (5)
San Diego (6)
Santa Barbara (15)
Santa Cruz (13)

CALIFORNIA STATE UNIVERSITY (66)

Cal Poly Pomona (1)
Cal Poly San Luis Obispo (25)
Chico (5)
Fullerton (1)
Humboldt (2)
Monterey Bay (1)
Northridge (4)
San Diego State (9)
San Francisco State (1)
San Jose State (10)
Sonoma (7)

CALIFORNIA - PRIVATE (45)

Azusa Pacific University (2)
Biola University (1)
California College of the Arts (1)
Chapman University (5)
Claremont McKenna College (1)
Columbia College, LA (1)
Concordia University
Harvey Mudd College (1)
Laguna College of Art & Design (1)
Loyola Marymount University (5)
Menlo College (1)
Santa Clara University (5)
Stanford University (2)
University of San Diego (1)
University of Southern California (13)
Westmont College (1)

2-YEAR COLLEGE (85)

Cabrillo College (5)
College of San Mateo (1)
Cuesta College (4)
De Anza College (13)
Feather River College (1)
Foothill College (3)
Lane College (1)
Meristem (1)
Mesa Community College (1)
Mission College (1)
San Francisco City College (1)
San Jose City College (2)
Santa Barbara City College (7)
West Valley College (44)

OUT OF STATE - PRIVATE (66)

Belmont University (1)
Boston College (1)
Boston University (1)
Brown University (2)
Carnegie Mellon University (1)
Carleton College (1)
Colorado Christian University (1)
Cornell University (1)
Dartmouth College (1)
Embry-Riddle University (1)
Fordham University (1)
George Fox University (1)
George Washington University (3)
Gonzaga University (5)
Grinnell College (1)
Hamilton College (1)
Hofstra University (1)
Ithaca College (1)
Johns Hopkins University (1)
Knox College (1)
Lehigh University (1)
LeTourneau University (1)
Marist College (1)
Mount Holyoke College (1)
New York University (4)
Northeastern University (1)
Northwestern University (1)
Oberlin College (1)
Pacific University (1)
Providence College (1)
Reed College (1)
Rice University (2)
Rochester Institute of Technology (1)
Saint Louis University (1)
Seattle University (2)
Southern Methodist University (2)
Stonehill College (1)
Texas Christian University (3)
Tufts University (1)
Tulane University (1)
University of Chicago (1)
University of Denver (1)
University of Notre Dame (1)
University of Pennsylvania (1)
University of Portland (2)
University of Puget Sound (1)
Villanova University (1)
Washington University (1)
Wellesley College (1)
Willamette University (1)
Williams College
Worcester Polytechnic Institute (1)

OUT OF STATE - PUBLIC (78)

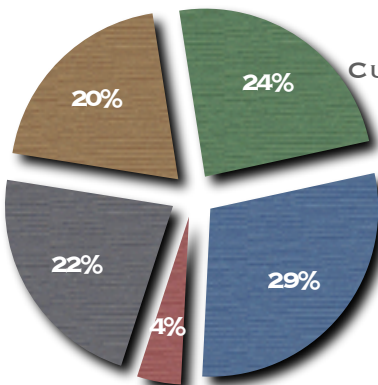
Arizona State University (2)
Clemson University (1)
Colorado State University (6)
Colorado School of Mines (2)
George Mason University (1)
Indiana University (2)
Miami of Ohio (1)
MO. College of Science & Tech. (1)
Northern Arizona University (1)
Oklahoma State University (1)
Oregon State University (2)
Penn State University (1)
Purdue University (2)
Southern Oregon University (2)
Texas A&M University (1)
United States Naval Academy (1)
University of Alabama (2)
University of Arizona (4)
University of Colorado, Boulder (7)
University of Hawaii (2)
University of Illinois-Champaign Urbana (4)
University of Iowa (1)
University of Kentucky (1)
University of Michigan (5)
University of Minnesota (1)
University of Nebraska (1)
University of Oregon (10)
University of South Carolina (1)
University of Texas, Austin (2)
University of Washington (6)
University of Wisconsin (1)
University of Wyoming (1)
Virginia Tech University (1)
West Virginia University (1)

INTERNATIONAL COLLEGES (7)

Oxford University (1)
University in Denmark (2)
University of British Columbia (2)
University of Waterloo, Canada (1)
University of Tulu, Finland (1)

OTHER (27)

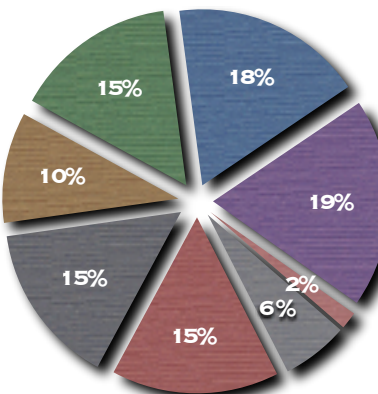
Gap Year (8)
Travel (2)
Work (14)
Military (3)



CUMULATIVE GRADE POINT DISTRIBUTION

Class of 2018 - Junior Year - 449 Students

- 0.0 - 1.97: 4.5%
- 2.0 - 2.97: 22.5%
- 3.0 - 3.49: 20%
- 3.5 - 3.97: 24%
- 4.0 - 4.72: 29%



POST HIGH SCHOOL PLANS

Class of 2017

- UC: 15%
- CSU: 15%
- CA/Private: 10%
- Out of State/Private: 15%
- Out of State/Public: 18%
- 2-Year College: 19%
- International Colleges: 2%
- Other Plans: 6%